

NET.ART PROJECT



Nacion Milburn

Fall 2022

ART2602C Intro to Digital Media



SUMMARY

net.art can be summarized as simply any way the internet and it's surrounding technology can be used to create art of any kind. For this project in specific I will be using several online news articles to craft a digital Dadaist Poem. Following it I will be creating several web pages based off of said poem.

Citations

"The Space Launch System, or SLS, rocket began the hours-long process of trekking 4 miles (6.4 kilometers) from its indoor shelter to Pad 39B.."

Wattles, Jackie, and Ashley Strickland. "NASA's Artemis I Mega Moon Rocket Is Back on the Launchpad Ahead of Third Launch Attempt." CNN, Cable News Network, 4 Nov. 2022, www.cnn.com/2022/11/04/world/artemis-sls-rollout-scen/index.html.

"In the days since he closed a \$44 billion takeover of Twitter, Mr. Musk has worked to rapidly overhaul the social network. He fired many.."

Images, Leonardo Munoz/VIEWPress/Getty. "Elon Musk Defies Management Mantras with His Rapid Overhaul at Twitter." *The Wall Street Journal*, Dow Jones & Company, 7 Nov. 2022, www.wsj.com/articles/elon-musk-defies-management-mantras-with-his-rapid-overhaul-at-twitter-11667730675?mod=hp_lead_pos3.

"Known as a blood moon, it will appear a reddish-orange from the light of Earth's sunsets and sunrises. At the peak of the eclipse.."

Dunn, Marcia. "Last Total Lunar Eclipse for Three Years Arrives Tuesday." *AP NEWS*, Associated Press, 6 Nov. 2022, apnews.com/article/astronomy-science-north-america-eclipses-lunar-70136badcea2e0ec4848ae60bb7e35de?utm_source=homepage&utm_medium=TopNews&utm_campaign=position_07.

"Mr. Sunak will also meet French President Mr. Macron at the summit, where the topic of migrants crossing the English Channel in small boats will.."

Andersson, Jasmine. "COP27: Rishi Sunak Urges Global Push on 'Clean Growth'." *BBC News*, BBC, 6 Nov. 2022, www.bbc.com/news/uk-politics-63536770.



“MR. KNOWN OF, AND
TO, IT’S LIGHT
TREKKING SUMMIT”

Randomly Generated Quote






Spreadsheet




The	42	to	(\$44	24	pad	light	32	a
Space	4	system	billion	94	the	of	8	began
Launch	37	Twitter	takeover	72	peak	Earth's	71	the
System	80	meet	of	2	space	sunsets	61	orange
or	28	days	Twitter	60	reddish-	and	22	shelter
SLS	96	channel	Mr.	73	of	sunrises	100	will
rocket	66	Earth's	Musk	15	four	at	59	a
began	58	appear	has	21	indoor	the	81	French
the	82	president	worked	83	Mr.	peak	89	the
hours-	77	Sunak	to	3	launch	of	48	he
long	33	(\$44	rapidly	9	the	the	63	the
process	38	Mr.	overhaul	1	the	eclipse	17	(6.4
of	11	long	the	30	he	Mr.	50	many
trekking	40	has	social	55	moon	Sunak	19	from
four	92	migrants	network	68	and	will	53	a
miles	26	in	he	45	the	also	52	as
(6.4	25	39B	fired	34	billion	meet	79	also
kilometers	12	process	many	6	SLS	French	31	closed
from	41	worked	Known	5	or	President	62	from
its	69	sunrises	as	99	boats	Mr.	43	rapidly
indoor	67	sunsets	a	78	will	Macron	91	of
shelter	27	the	blood	46	social	at	76	Mr.
to	84	Macron	moon	74	the	the	51	Known
Pad	90	topic	it	54	blood	summit	36	of
39B	70	at	will	57	will	where	23	to
In	97	in	appear	95	English	the	20	its
the	65	of	a	75	eclipse	topic	64	light
days	88	where	reddish-	35	takeover	of	14	trekking
since	10	hours-	orange	86	the	migrants	87	summit
he	18	kilometers	from	7	rocket	crossing	29	since
closed	47	network	the	49	fired	the	93	crossing
a	56	it						

English	13	of
Channel	44	overhaul
in	39	Musk
small	85	at
boats	98	small
will	16	miles

Library Images 1




Library Images 2





DRAFTS



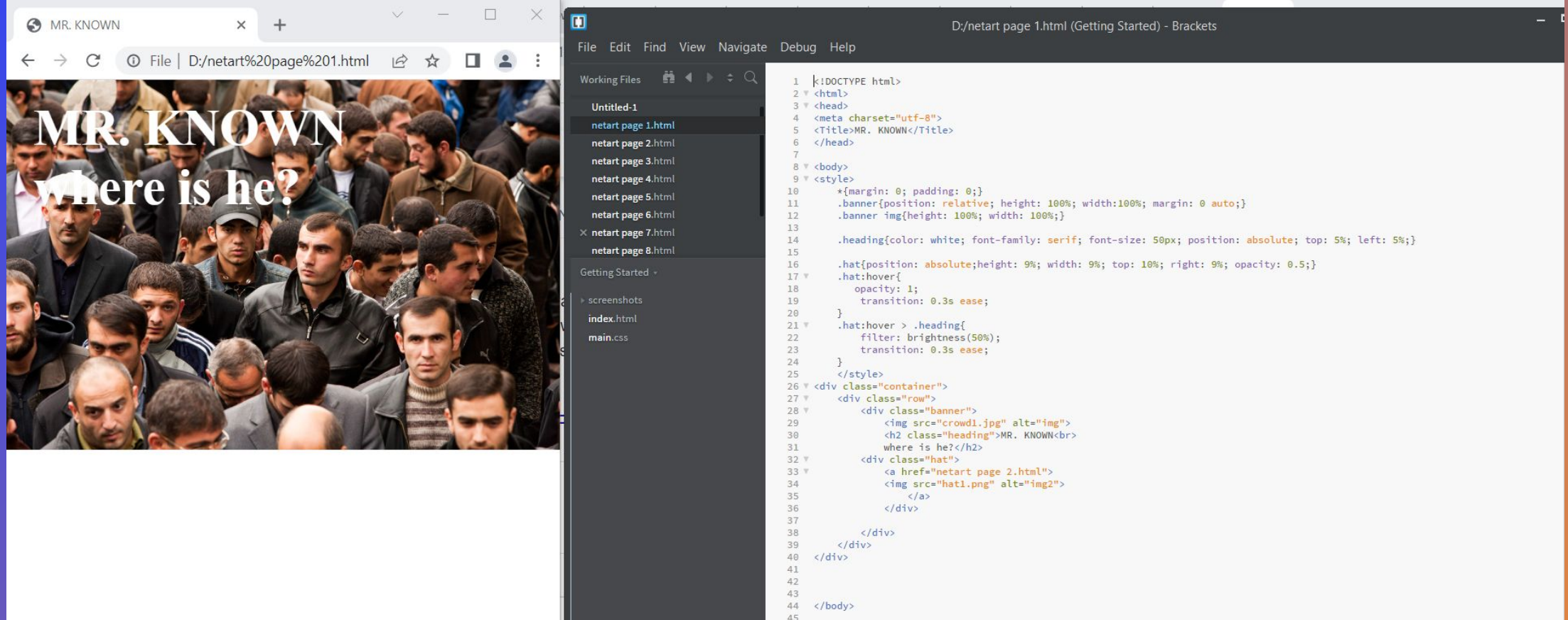
DRAFTS - 2



DRAFTS - 3



Final Pages



The image displays a web browser window on the left and a code editor window on the right. The browser window shows a page titled "MR. KNOWN" with a large image of a crowd of men and the text "MR. KNOWN where is he?". The code editor window shows the HTML and CSS code for the page, including the DOCTYPE, head, body, and style sections. The code includes a container, a banner, a heading, and a hat element with a link to the next page.

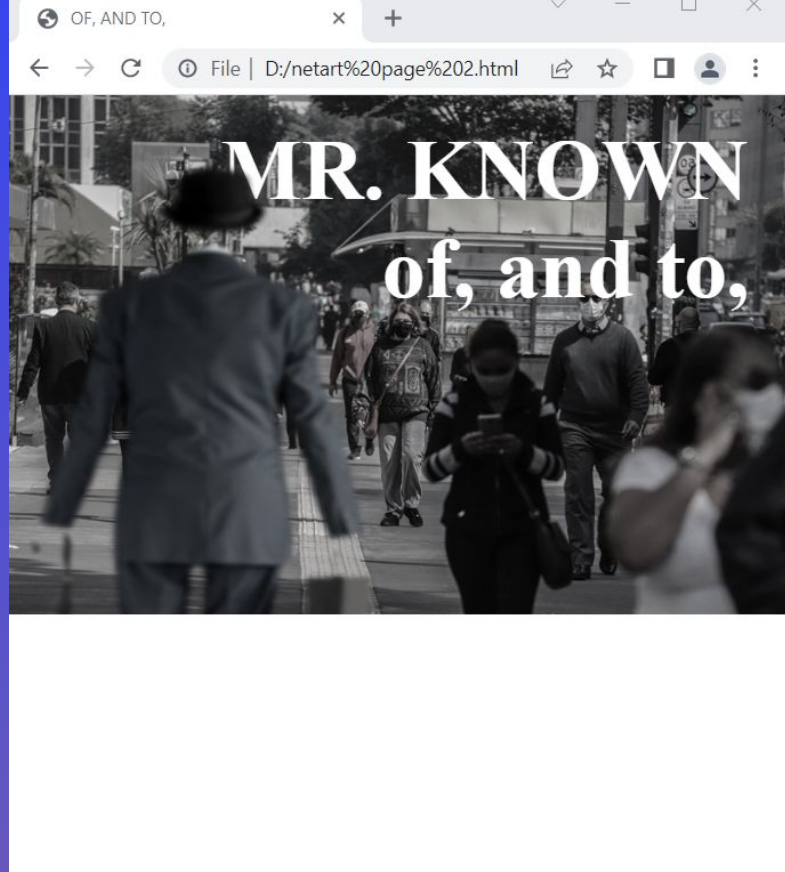
Browser window details:

- Address bar: MR. KNOWN
- File path: D:/netart%20page%201.html
- Page content: MR. KNOWN where is he?

Code editor window details:

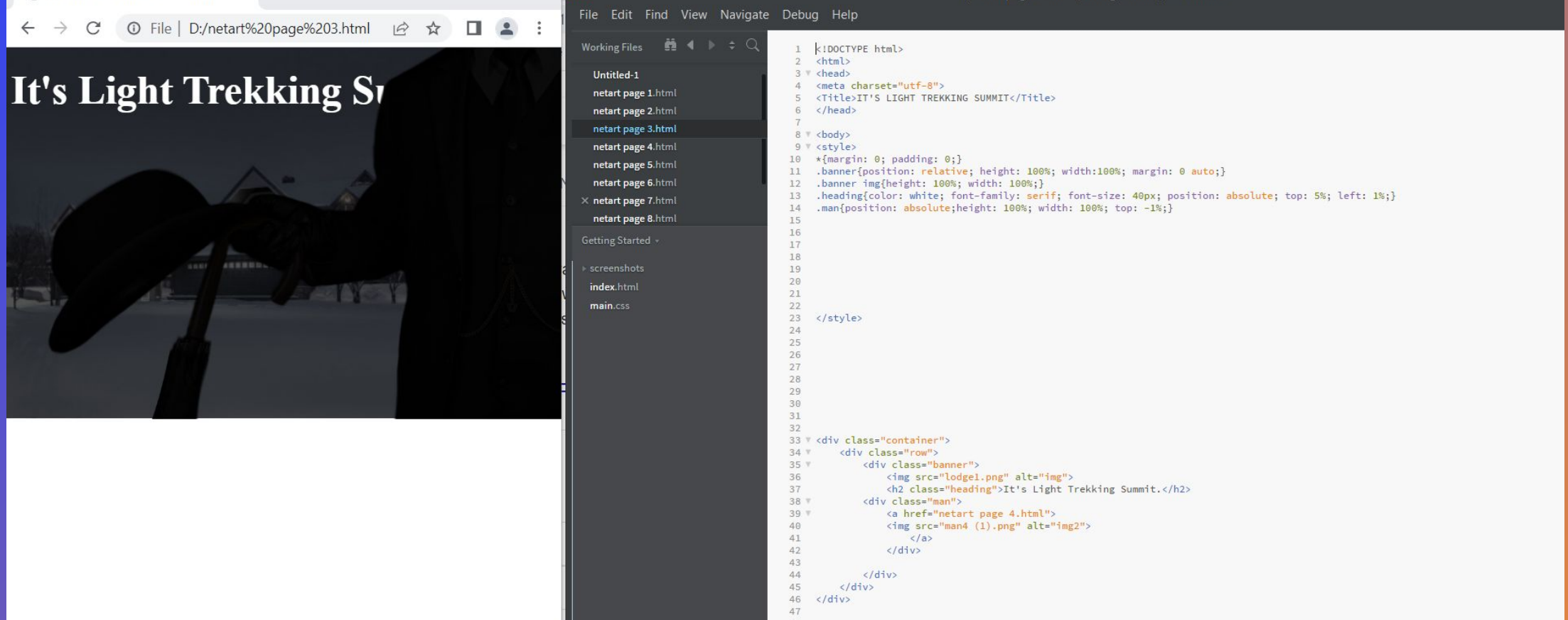
```
1 |<!DOCTYPE html>
2 |<html>
3 |<head>
4 |<meta charset="utf-8">
5 |<Title>MR. KNOWN</Title>
6 |</head>
7 |
8 |<body>
9 |<style>
10 | *{margin: 0; padding: 0;}
11 | .banner{position: relative; height: 100%; width:100%; margin: 0 auto;}
12 | .banner img{height: 100%; width: 100%;}
13 |
14 | .heading{color: white; font-family: serif; font-size: 50px; position: absolute; top: 5%; left: 5%;}
15 |
16 | .hat{position: absolute; height: 9%; width: 9%; top: 10%; right: 9%; opacity: 0.5;}
17 | .hat:hover{
18 |   opacity: 1;
19 |   transition: 0.3s ease;
20 | }
21 | .hat:hover > .heading{
22 |   filter: brightness(50%);
23 |   transition: 0.3s ease;
24 | }
25 | </style>
26 | <div class="container">
27 |   <div class="row">
28 |     <div class="banner">
29 |       
30 |       <h2 class="heading">MR. KNOWN<br>
31 |       where is he?</h2>
32 |     <div class="hat">
33 |       <a href="netart page 2.html">
34 |         
35 |       </a>
36 |     </div>
37 |   </div>
38 | </div>
39 | </div>
40 | </div>
41 |
42 |
43 |
44 | </body>
45 |
```

Final Pages



```
File Edit Find View Navigate Debug Help
Working Files
  Untitled-1
  netart page 1.html
  netart page 2.html
  netart page 3.html
  netart page 4.html
  netart page 5.html
  netart page 6.html
  netart page 7.html
  netart page 8.html
Getting Started
  screenshots
  index.html
  main.css
D:/netart page 2.html (Getting Started) - Brackets
1 <!DOCTYPE html>
2 <html>
3 <head>
4 <meta charset="utf-8">
5 <Title>OF, AND TO,</Title>
6 </head>
7
8 <body>
9 <style>
10   *{margin: 0; padding: 0;}
11   .banner{position: relative; height: 100%; width:100%; margin: 0 auto;}
12   .banner img{height: 100%; width: 100%;}
13   .heading{color: white; font-family: serif; font-size: 60px; position: absolute; top: 5%; right: 5%;}
14   .heading{text-align: right;}
15   .man{position: absolute; height: 90%; width: 50%; top: 9%;}
16
17
18
19
20
21
22 </style>
23 <div class="container">
24 <div class="row">
25 <div class="banner">
26   
27   <h2 class="heading">MR. KNOWN<br>
28   of, and to,</h2>
29 <div class="man">
30 <a href="netart page 3.html">
31 
32 </a>
33 </div>
34
35 </div>
36 </div>
37 </div>
38
39
40
41
42
43
44
45
46 </body>
```

Final Pages



The image shows a web browser window on the left and a code editor on the right. The browser window displays a web page with a dark background and a silhouette of a person wearing a hat. The text "It's Light Trekking Summit" is visible at the top. The code editor shows the source code of the page, including HTML and CSS. The code includes a DOCTYPE declaration, HTML and head tags, a meta charset tag, a title tag, and a body tag with a style block. The style block contains CSS rules for a banner, a heading, and a man. The HTML structure includes a container, a row, a banner, and a man, each containing an image and a heading or link.

```
File Edit Find View Navigate Debug Help
Working Files
Untitled-1
netart page 1.html
netart page 2.html
netart page 3.html
netart page 4.html
netart page 5.html
netart page 6.html
netart page 7.html
netart page 8.html
Getting Started
screenshots
index.html
main.css
1 <!DOCTYPE html>
2 <html>
3 <head>
4 <meta charset="utf-8">
5 <title>IT'S LIGHT TREKKING SUMMIT</title>
6 </head>
7
8 <body>
9 <style>
10 *{margin: 0; padding: 0;}
11 .banner{position: relative; height: 100%; width:100%; margin: 0 auto;}
12 .banner img{height: 100%; width: 100%;}
13 .heading{color: white; font-family: serif; font-size: 40px; position: absolute; top: 5%; left: 1%;}
14 .man{position: absolute;height: 100%; width: 100%; top: -1%;}
15
16
17
18
19
20
21
22
23 </style>
24
25
26
27
28
29
30
31
32
33 <div class="container">
34 <div class="row">
35 <div class="banner">
36 
37 <h2 class="heading">It's Light Trekking Summit.</h2>
38 <div class="man">
39 <a href="netart page 4.html">
40 
41 </a>
42 </div>
43 </div>
44 </div>
45 </div>
46 </div>
47
```

Final Pages



A place where Something
means
and
means Something.

Untitled-1
netart page 1.html
netart page 2.html
netart page 3.html
netart page 4.html
netart page 5.html
netart page 6.html
× netart page 7.html
netart page 8.html

Getting Started ▾

▸ screenshots
index.html
main.css

```
2 <html>
3 <head>
4 <meta charset="utf-8">
5 <Title>SOMETHING</Title>
6 </head>
7
8 <body>
9 <style>
10 *{margin: 0; padding: 0;}
11
12
13     .invisibleblock{position: absolute;height: 5%; width: %; top: 40%; left: 10%; opacity: 0%}
14
15
16
17 .banner{position: relative; height: 100%; width:100%; margin: 0 auto;}
18 .banner img{height: 100%; width: 100%;}
19
20 .heading{color: white; font-family: serif; font-size: 40px; position: absolute; top: 5%; right: 1%;}
21     .heading{text-align: right;}
22
23     .heading2{color: white; font-family: serif; font-size: 40px; position: absolute; top: 15%; right: 25%;}
24     .heading2{text-align: right;}
25
26 .man{position: absolute;height: 100%; width: 100%; top: -1%;}
27
28 .heading3{color: white; font-family: serif; font-size: 40px; position: absolute; top: 25%; right: 25%;}
29     .heading3{text-align: right;}
30
31 .man{position: absolute;height: 100%; width: 100%; top: -1%;}
32     .heading4{color: white; font-family: serif; font-size: 40px; position: absolute; top: 35%; right: 1%;}
33
34     .heading4{text-align: right;}
35 .man{position: absolute;height: 100%; width: 100%; top: -1%;}
36 </style>
37
38
39
40
41 <div class="container">
42 <div class="banner">
43     
44     <h2 class="heading">A place where Something</h2>
45     <h3 class="heading2">means</h3>
46     <h4 class="heading3">and</h4>
47     <h5 class="heading4">means Something.</h5>
48 <div class="invisibleblock">
49 <a href="netart page 5.html">
50     
51     </a>
52 </div>
```

Final Pages

The image shows a side-by-side comparison of a web browser and a code editor. The browser on the left displays a page with a dark background, a silhouette of a person in a trench coat and hat, and the text "Nothing Nothing" in a serif font. The code editor on the right shows the HTML and CSS code for the page, including a container, banner, and heading elements.

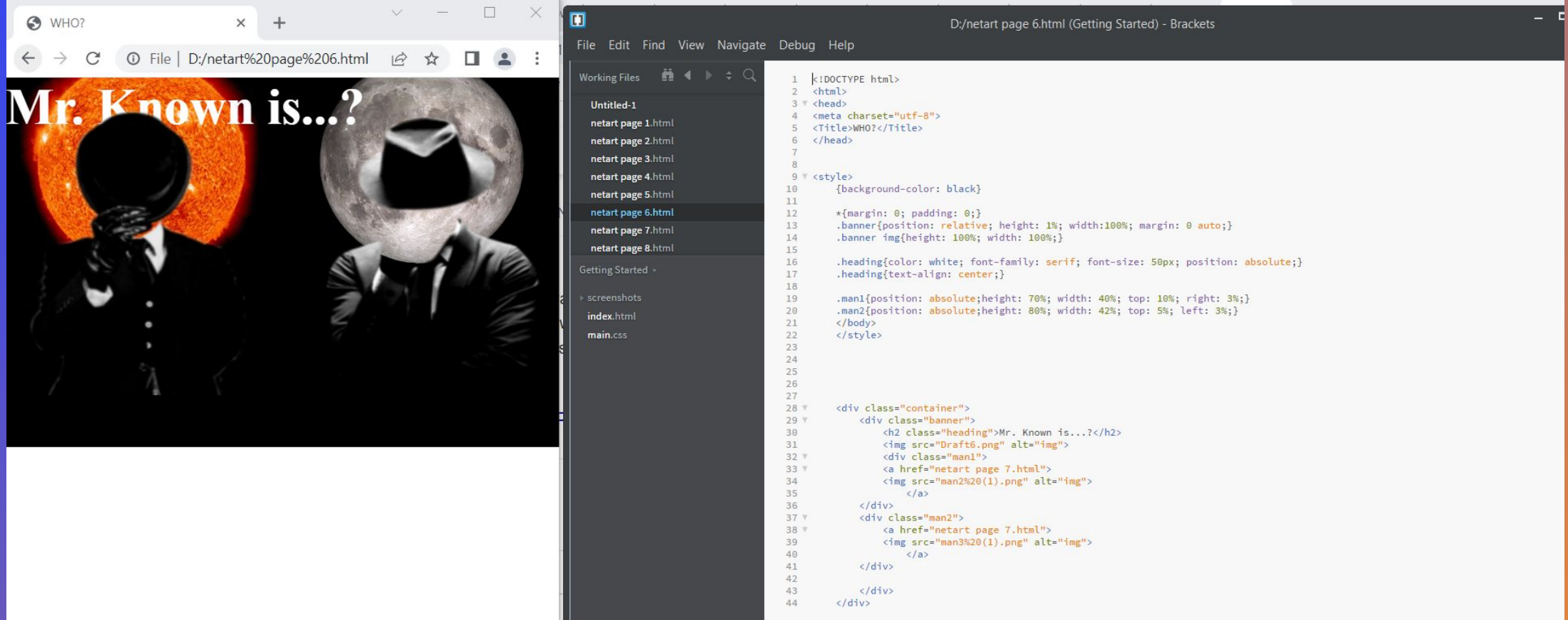
Browser View:

- Address bar: File | D:/netart%20page%205.html
- Page content: A silhouette of a person in a trench coat and hat, with the text "Nothing Nothing" in a serif font.

Code Editor View (D:/netart page 5.html (Getting Started) - Brackets):

```
1 <!DOCTYPE html>
2 <html>
3 <head>
4 <meta charset="utf-8">
5 <Title>NOTHING</Title>
6 </head>
7
8 <body>
9 <style>
10     *{margin: 0; padding: 0;}
11
12     .invisiblock{position: absolute;height: 5%; width: %; top: 40%; left: 10%; opacity: 0%}
13
14     .invisiblock2{position: absolute;height: 20%; width: %; top: 15%; right: 1%; opacity: 0%}
15
16     .banner{position: relative; height: 100%; width:100%; margin: 0 auto;}
17     .banner img{height: 100%; width: 100%;}
18
19     .heading2{color: black; font-family: serif; font-size: 40px; position: absolute; top: 15%; right: 1%;}
20     .heading2{text-align: right;}
21     .heading3{color: black; font-family: serif; font-size: 40px; position: absolute; top: 25%; right: 1%;}
22     .heading3{text-align: right;}
23
24
25 </style>
26 <div class="container">
27     <div class="banner">
28         
29         <h3 class="heading2">Nothing</h3>
30         <h4 class="heading3">Nothing</h4>
31     <div class="invisiblock">
32         <a href="netart page 6.html">
33             
34         </a>
35     </div>
36     <div class="invisiblock2">
37         <a href="netart%20page%204.html">
38             
39         </a>
40     </div>
41 </div>
42 </div>
43
44
45
46 </body>
```

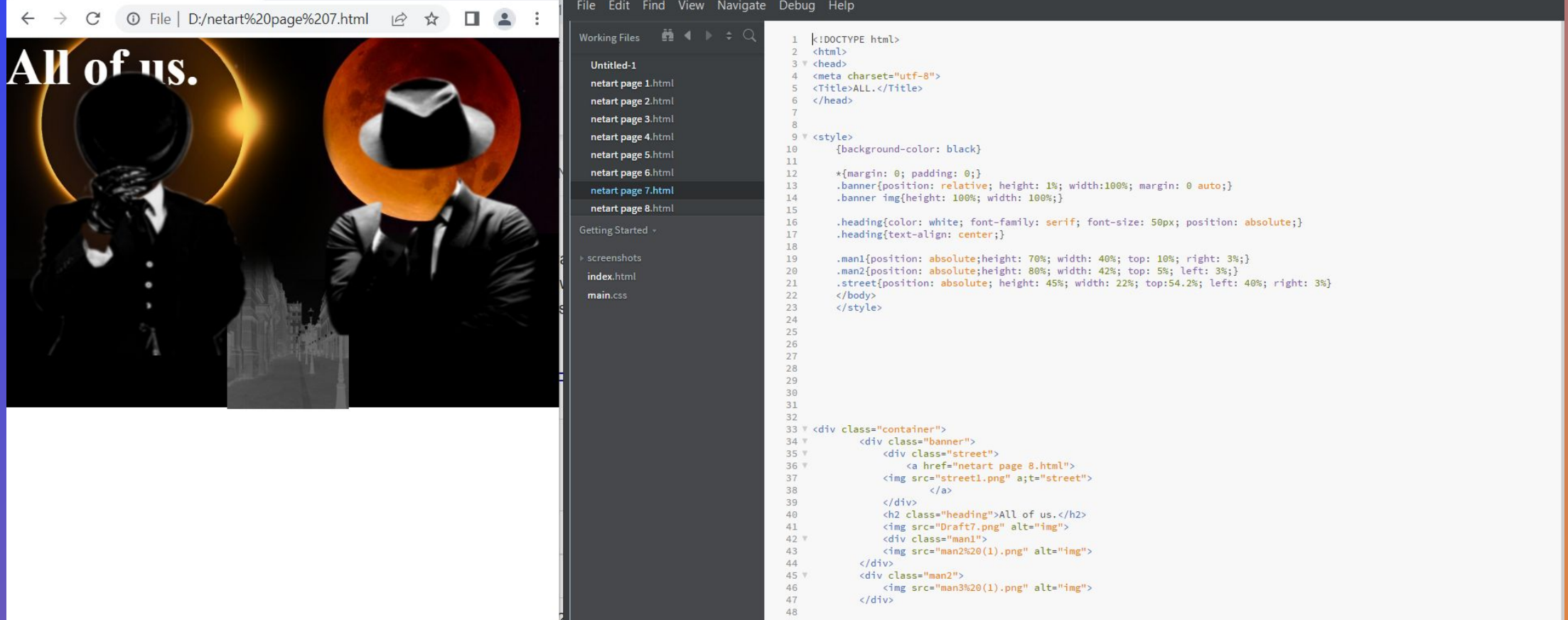
Final Pages



The image displays a side-by-side comparison of a web browser and a code editor. On the left, a browser window shows a webpage with the title "WHO?" and a URL "D:/netart%20page%206.html". The page content features a dark background with two figures in suits and hats. The figure on the left is positioned in front of a bright orange sun, while the figure on the right is in front of the moon. The text "Mr. Known is...?" is overlaid on the top left of the image. On the right, the Brackets code editor shows the HTML code for "D:/netart page 6.html". The code includes a DOCTYPE declaration, a meta charset tag, and a title tag. It also contains CSS styles for a black background, a banner, and two absolute-positioned divs. The HTML structure includes a container with a banner, a heading, and two links, each accompanied by an image.

```
1 <!DOCTYPE html>
2 <html>
3 <head>
4 <meta charset="utf-8">
5 <Title>WHO?</Title>
6 </head>
7
8
9 <style>
10 {background-color: black}
11
12 *{margin: 0; padding: 0;}
13 .banner{position: relative; height: 1%; width:100%; margin: 0 auto;}
14 .banner img{height: 100%; width: 100%;}
15
16 .heading{color: white; font-family: serif; font-size: 50px; position: absolute;}
17 .heading{text-align: center;}
18
19 .man1{position: absolute;height: 70%; width: 40%; top: 10%; right: 3%;}
20 .man2{position: absolute;height: 80%; width: 42%; top: 5%; left: 3%;}
21 </body>
22 </style>
23
24
25
26
27
28 <div class="container">
29 <div class="banner">
30 <h2 class="heading">Mr. Known is...?</h2>
31 
32 <div class="man1">
33 <a href="netart page 7.html">
34 
35 </a>
36 </div>
37 <div class="man2">
38 <a href="netart page 7.html">
39 
40 </a>
41 </div>
42 </div>
43 </div>
44 </div>
```

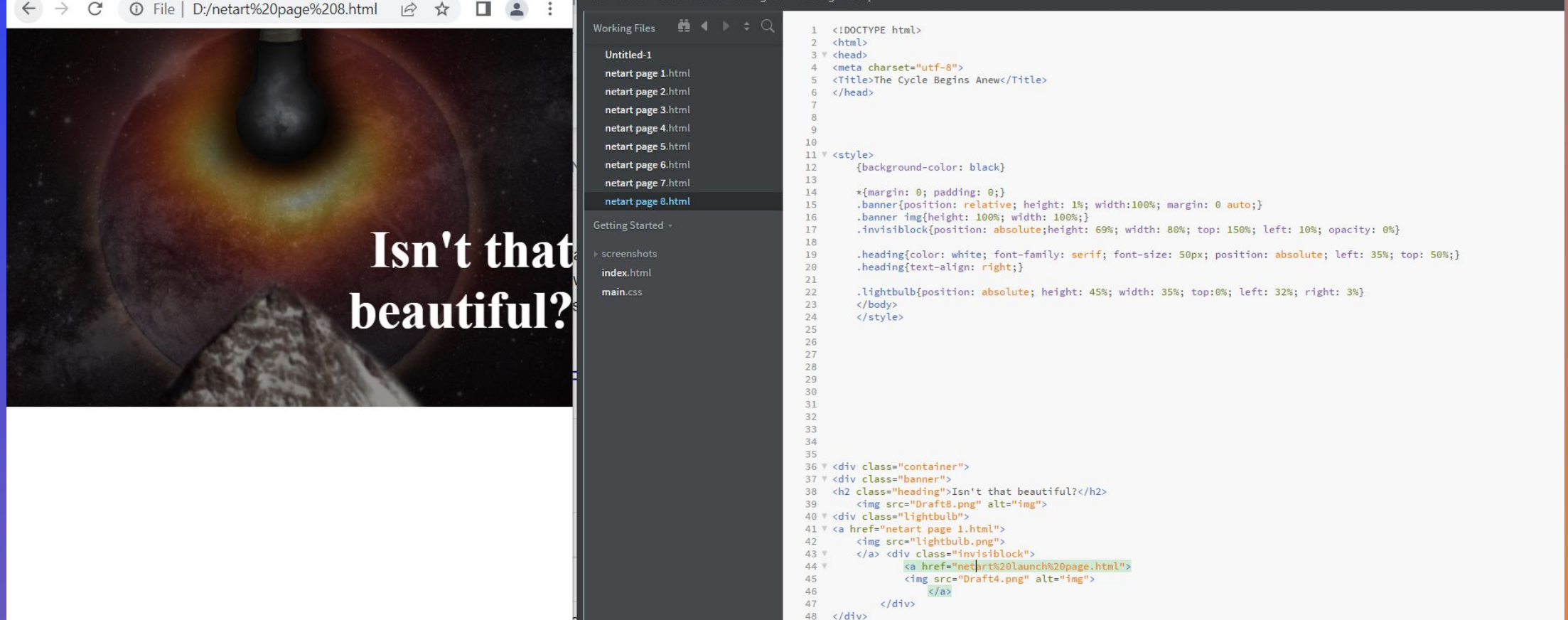

Final Pages



The image shows a web browser window on the left and a code editor on the right. The browser window displays a web page with the title "All of us." and a background image of two men in suits and hats, one holding a gun, against a dark background with a large orange moon. The code editor shows the source code for the page, including HTML and CSS. The code is as follows:

```
1 <!DOCTYPE html>
2 <html>
3 </head>
4 <meta charset="utf-8">
5 <Title>ALL.</Title>
6 </head>
7
8
9 <style>
10 {background-color: black}
11
12 *{margin: 0; padding: 0;}
13 .banner{position: relative; height: 1%; width:100%; margin: 0 auto;}
14 .banner img{height: 100%; width: 100%;}
15
16 .heading{color: white; font-family: serif; font-size: 50px; position: absolute;}
17 .heading{text-align: center;}
18
19 .man1{position: absolute;height: 70%; width: 40%; top: 10%; right: 3%;}
20 .man2{position: absolute;height: 80%; width: 42%; top: 5%; left: 3%;}
21 .street{position: absolute; height: 45%; width: 22%; top:54.2%; left: 40%; right: 3%}
22 </body>
23 </style>
24
25
26
27
28
29
30
31
32
33 <div class="container">
34 <div class="banner">
35 <div class="street">
36 <a href="netart page 8.html">
37 
38 </a>
39 </div>
40 <h2 class="heading">All of us.</h2>
41 
42 <div class="man1">
43 
44 </div>
45 <div class="man2">
46 
47 </div>
48
```

Final Pages



The image shows a web browser window on the left and a code editor on the right. The browser window displays a web page with a dark background featuring a glowing lightbulb. The text "Isn't that beautiful?" is overlaid on the right side of the image. The code editor shows the source code for the page, including HTML and CSS. The CSS defines a black background, a banner with a heading and image, and a lightbulb element. The HTML structure includes a container, a banner with a heading and image, and a lightbulb element with a link to another page.

```
1 <!DOCTYPE html>
2 <html>
3 <head>
4 <meta charset="utf-8">
5 <Title>The Cycle Begins Anew</Title>
6 </head>
7
8
9
10
11 <style>
12 {background-color: black}
13
14 *{margin: 0; padding: 0;}
15 .banner{position: relative; height: 100%; width:100%; margin: 0 auto;}
16 .banner img{height: 100%; width: 100%;}
17 .invisibleblock{position: absolute;height: 69%; width: 80%; top: 150%; left: 10%; opacity: 0%}
18
19 .heading{color: white; font-family: serif; font-size: 50px; position: absolute; left: 35%; top: 50%;}
20 .heading{text-align: right;}
21
22 .lightbulb{position: absolute; height: 45%; width: 35%; top:0%; left: 32%; right: 3%}
23 </body>
24 </style>
25
26
27
28
29
30
31
32
33
34
35
36 <div class="container">
37 <div class="banner">
38 <h2 class="heading">Isn't that beautiful?</h2>
39 
40 <div class="lightbulb">
41 <a href="netart page 1.html">
42 
43 </a> <div class="invisibleblock">
44 <a href="netart%20launch%20page.html">
45 
46 </a>
47 </div>
48 </div>
```